

## Grade 8 Arts & Culture Worksheet

---

### Musical terminology

#### Part One: Name the notes

Name each of the notes given below.

Insert the notes into the table in the correct places.

Show the count for each note.

[20 marks]



































## Grade 8 Arts & Culture Worksheet

### Suggested Solutions

Question number	Possible marks	Solution
1	20	See diagram in Appendix of Assessment Tools.
2.1	14	See diagram in Appendix of Assessment Tools.
2.2	16	See diagram in Appendix of Assessment Tools.
3	10	See diagram in Appendix of Assessment Tools.

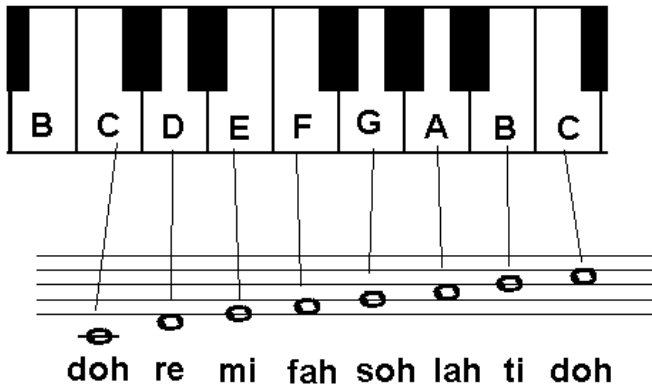
### Diagrams of notes

whole note semi-breve taa-aa-aa-aa																	
half note minim taa-aa																	
quarter note crotchet taa																	
eighth note quaver ta																	
sixteenth note semi-quaver ta fe te fi																	



## Grade 8 Arts & Culture Worksheet

---



## Grade 8 Arts & Culture Worksheet

---

### Checklist to assess composition and performance

Criteria	Yes [2]	No [0]
Learner worked diligently on composition and tried hard		
Learner wrote down the melody in musical notation		
Learner used various note values		
Learner was able to play the melody or sing the melody		
The performance matched the written music		