

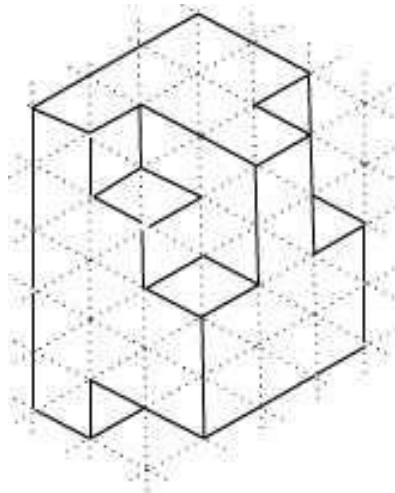
Grade 8 Technology Worksheet

Design 3

Isometric test

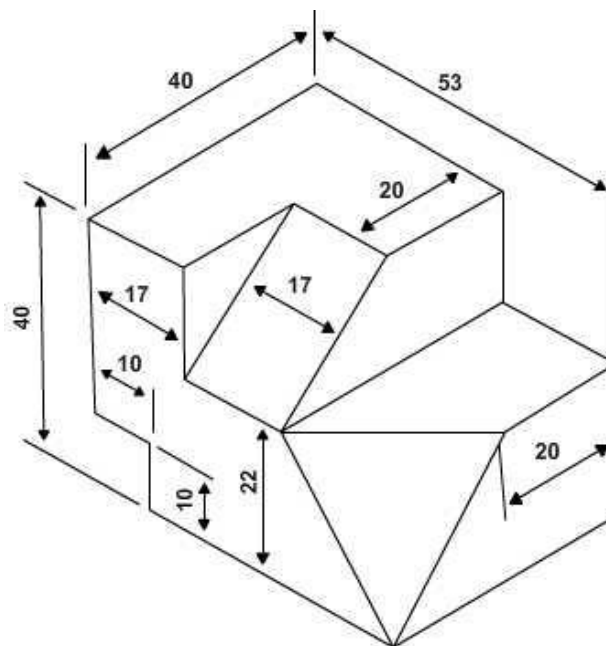
1. Reproduce the figure on a grid. Use a ruler.

[5 marks]



2. Copy this isometric view of a gauge, using the given dimensions. Remember to draw an isometric box! Print the title "Gauge" beneath your drawing.

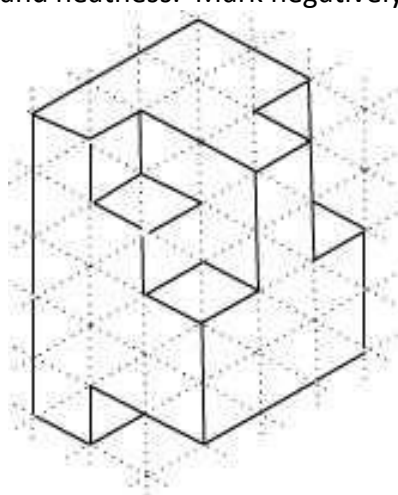
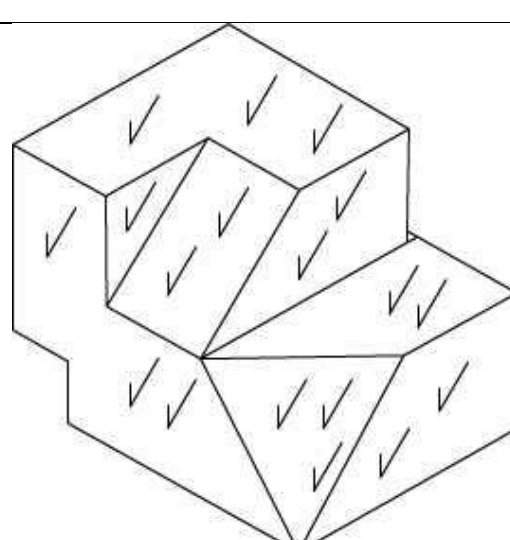
[20 marks]



[25 marks]

Grade 8 Technology Worksheet

Suggested Solutions

Question number	Possible marks	Answers
1	5 marks	Mark for accuracy and neatness. Mark negatively. 
2	20 marks	 GAUGE (- 1 mark not in capital letters)

[25 marks]